

## CHAPITRE 4 : CALCUL ET MONTAGE DU THEME MAYA SELON LE CALENDRIER DES 13 LUNES.

Une série de tableaux vous permet de trouver rapidement les cinq glyphes de la croix Maya du calendrier des 13 lunes. [La journée démarre dans ce calendrier à minuit.](#)

TABLEAU 1 POUR TROUVER LA CONSTANCE DES ANNEES				
1806	1858	1910	1962	8
1807	1859	1911	1963	113
1808	1860	1912	1964	218
1809	1861	1913	1965	63
1810	1862	1914	1966	168
1811	1863	1915	1967	13
1812	1864	1916	1968	118
1813	1865	1917	1969	223
1814	1866	1918	1970	68
1815	1867	1919	1971	173
1816	1868	1920	1972	18
1817	1869	1921	1973	123
1818	1870	1922	1974	228
1819	1871	1923	1975	73
1820	1872	1924	1976	178
1821	1873	1925	1977	23
1822	1874	1926	1978	128
1823	1875	1927	1979	233
1824	1876	1928	1980	78
1825	1877	1929	1981	183
1826	1878	1930	1982	28
1827	1879	1931	1983	133
1828	1880	1932	1984	238
1829	1881	1933	1985	83
1830	1882	1934	1986	188
1831	1883	1935	1987	33
1832	1884	1936	1988	138
1833	1885	1937	1989	243
1834	1886	1938	1990	88
1835	1887	1939	1991	193
1836	1888	1940	1992	38
1837	1889	1941	1993	143
1838	1890	1942	1994	248
1839	1891	1943	1995	93
1840	1892	1944	1996	198
1841	1893	1945	1997	43
1842	1894	1946	1998	148
1843	1895	1947	1999	253
1844	1869	1948	2000	98
1845	1897	1949	2001	203
1846	1898	1950	2002	48
1847	1899	1951	2003	153
1848	1900	1952	2004	258
1849	1901	1953	2005	103
1850	1902	1954	2006	208
1851	1903	1955	2007	53
1852	1904	1956	2008	158
1853	1905	1957	2009	3
1854	1906	1958	2010	108
1855	1907	1959	2011	213
1856	1908	1960	2012	58
1857	1909	1961	2013	163

**TABLEAU 2 POUR TROUVER LA CONSTANTE DU JOUR ET MOIS DE NAISSANCE**

1	2	3	4	5	6	7	8	9	10	11	12	13
26/07 1	23/08 29	20/09 57	18/10 85	15/11 113	13/12 141	10/01 64	07/02 92	07/03 120	04/04 148	02/05 176	30/05 204	27/06 232
27/07 2	24/08 30	21/09 58	19/10 86	16/11 114	14/12 142	11/01 65	08/02 93	08/03 121	05/05 149	03/05 177	31/05 205	28/06 233
28/07 3	25/08 31	22/09 59	20/10 87	17/11 115	15/12 143	12/01 66	09/02 94	09/03 122	06/04 150	04/05 178	01/06 206	29/06 234
29/07 4	26/08 32	23/09 60	21/10 88	18/11 116	16/12 144	13/01 67	10/02 95	10/03 123	07/04 151	05/05 179	02/06 207	30/06 235
30/07 5	27/08 33	24/09 61	22/10 89	19/11 117	17/12 145	14/01 68	11/02 96	11/03 124	08/04 152	06/05 180	03/06 208	01/07 236
31/07 6	28/08 34	25/09 62	23/10 90	20/11 118	18/12 146	15/01 69	12/02 97	12/03 125	09/04 153	07/05 181	04/06 209	02/07 237
01/08 7	29/08 35	26/09 63	24/10 91	21/11 119	19/12 147	16/01 70	13/02 98	13/03 126	10/04 154	08/05 182	05/06 210	03/07 238
02/08 8	30/08 36	27/09 64	25/10 92	22/11 120	20/12 148	17/01 71	14/02 99	14/03 127	11/04 155	09/10 183	06/06 211	04/07 239
03/08 9	31/08 37	28/09 65	26/10 93	23/11 121	21/12 149	18/01 72	15/02 100	15/03 128	12/04 156	10/05 184	07/06 212	05/07 240
04/08 10	01/09 38	29/09 66	27/10 94	24/11 122	22/12 150	19/01 73	16/02 101	16/03 129	13/04 157	11/05 185	08/06 213	06/07 241
05/08 11	02/09 39	30/09 67	28/10 95	25/11 123	23/12 151	20/01 74	17/02 102	17/03 130	14/04 158	12/05 186	09/06 214	07/07 242
06/08 12	03/09 40	01/10 68	29/10 96	26/11 124	24/12 152	21/01 75	18/02 103	18/03 131	15/04 159	13/05 187	10/06 215	08/07 243
07/08 13	04/09 41	02/10 69	30/10 97	27/11 125	25/12 153	22/01 76	19/02 104	19/03 132	16/04 160	14/05 188	11/06 216	09/07 244
08/08 14	05/09 42	03/10 70	31/10 98	28/11 126	26/12 154	23/01 77	20/02 105	20/03 133	17/04 161	15/05 189	12/06 217	10/07 245
09/08 15	06/09 43	04/10 71	01/11 99	29/11 127	27/12 155	24/01 78	21/02 106	21/03 134	18/04 162	16/05 190	13/06 218	11/07 246
10/08 16	07/09 44	05/10 72	02/11 100	30/11 128	28/12 156	25/01 79	22/02 107	22/03 135	19/04 163	17/05 191	14/06 219	12/07 247
11/08 17	08/09 45	06/10 73	03/11 101	01/12 129	29/12 157	26/01 80	23/02 108	23/03 136	20/04 164	18/05 192	15/06 220	13/07 248
12/08 18	9/09 46	07/10 74	04/11 102	02/12 130	30/12 158	27/01 81	24/02 109	24/03 137	21/04 165	19/05 193	16/06 221	14/07 249
13/08 19	10/09 47	08/10 75	05/11 103	03/12 131	31/12 159	28/01 82	25/02 110	25/03 138	22/04 166	20/05 194	17/06 222	15/07 250
14/08 20	11/09 48	09/10 76	06/11 104	04/12 132	01/01 55	29/01 83	26/02 111	26/03 139	23/04 167	21/05 195	18/06 223	16/07 251
15/08 21	12/09 49	10/10 77	07/11 105	05/12 133	02/01 56	30/01 84	27/02 112	27/03 140	24/04 168	22/05 196	19/06 224	17/07 252
16/08 22	13/09 50	11/10 78	08/11 106	06/12 134	03/01 57	31/01 85	28/02 113	28/03 141	25/04 169	23/05 197	20/06 225	18/07 253
17/08 23	14/09 51	12/10 79	09/11 107	07/12 135	04/01 58	01/02 86	01/03 114	29/03 142	26/04 170	24/05 198	21/06 226	19/07 254
18/08 24	15/09 52	13/10 80	10/11 108	08/12 136	05/01 59	02/02 87	02/03 115	30/03 143	27/04 171	25/05 199	22/06 227	20/07 255
19/08 25	16/09 53	14/10 81	11/11 109	09/12 137	06/01 60	03/02 88	03/03 116	31/03 144	28/04 172	26/05 200	23/06 228	21/07 256
20/08 26	17/09 54	15/10 82	12/11 110	10/12 138	07/01 61	04/02 89	04/03 117	01/04 145	29/04 173	27/05 201	24/06 229	22/07 257
21/08 27	18/09 55	16/10 83	13/11 111	11/12 139	08/01 62	05/02 90	05/03 118	02/04 146	30/04 174	28/05 202	25/06 230	23/07 258
22/08 28	19/09 56	17/10 84	14/11 112	12/12 140	09/01 63	06/02 91	06/03 119	03/04 147	01/05 175	29/05 203	26/06 231	24/07 259
Pour le 29 février, utilisez les mêmes valeurs que le 28 février									Jour hors du temps			25/07 260

TABLEAU 3 : Calendrier agricole des 13 Lunes avec les numéros des kin d'identité










































































































































































































































































































DRAGON														
IMIX		K-1	21	41	61	81	101	121	141	161	181	201	221	241
VENT														
IK		2	22	42	62	82	102	122	142	162	182	202	222	242
NUIT														
AKBAL		3	23	43	63	83	103	123	143	163	K-183	203	223	243
GRAINE														
KAN		4	24	44	64	84	104	124	K-144	164	184	204	224	244
SERPENT														
CHICCHAN		5	25	45	65	85	K-105	125	145	165	185	205	225	245
PONT														
CIMI		6	26	46	K-66	86	106	126	146	166	186	206	226	246
MAIN														
MANIK		7	27	47	67	87	107	127	147	167	187	207	227	247
ETOILE														
LAMAT		8	28	48	68	88	108	128	148	168	188	208	228	K-248
LUNE														
MULUC		9	29	49	69	89	109	129	149	169	189	K-209	229	249
CHIEN														
OC		10	30	50	70	90	110	130	150	170	190	210	230	250
SINGE														
CHUEN		11	31	51	71	91	111	131	151	171	191	211	231	251
HUMAIN														
EB		12	32	52	72	K-92	112	132	152	172	192	212	232	252
CHEMINANT														
BEN		13	33	K-53	73	93	113	133	153	173	193	213	233	253
MAGICIEN														
IX		K-14	34	57	74	94	114	134	154	174	194	214	234	254
AIGLE														
MEN		15	35	55	75	95	115	135	155	175	195	215	K-235	255
GUERRIER														
CIB		16	36	56	76	96	116	136	156	176	K-196	216	236	256
TERRE														
CABAN		17	37	57	77	97	117	137	K-157	177	197	217	237	257
MIROIR														
ETZNAB		18	38	58	78	98	K-118	138	158	178	198	218	238	258
TEMPETE														
CAUAC		19	39	59	K-79	99	119	139	159	179	199	219	239	259
SOLEIL														

TABLEAU 4 : LE GLYPHE ORIGINE OU GUIDE

DRAGON		1	5	13	17	5	9	17	1	9	13	1	5	13
1-IMIX		K-1	21	41	61	81	101	121	141	161	181	201	221	241
VENT		14	18	6	10	18	2	10	14	2	6	14	2	6
2-IK		2	22	42	62	82	102	122	142	162	182	202	222	242
NUIT		7	11	19	3	11	15	3	7	15	3	7	15	19
3-AKBAL		3	23	43	63	83	103	123	143	163	K-183	203	223	243
GRAINE		20	4	12	16	4	8	16	4	8	16	20	8	12
4-KAN		4	24	44	64	84	104	124	K-144	164	184	204	224	244
SERPENT		13	17	5	9	17	5	9	17	1	9	13	1	5
5-CHICCHAN		5	25	45	65	85	K-105	125	145	165	185	205	225	245
PONT		6	10	18	6	10	18	2	10	14	2	6	14	18
6-CIMI		6	26	46	K-66	86	106	126	146	166	186	206	226	246
MAIN		19	7	11	19	3	11	15	3	7	15	19	7	11
7-MANIK		7	27	47	67	87	107	127	147	167	187	207	227	247
ETOILE		12	20	4	12	16	4	8	16	20	8	12	20	8
8-LAMAT		8	28	48	68	88	108	128	148	168	188	208	228	K-248
LUNE		5	13	17	5	9	17	1	9	13	1	9	13	1
9-MULUC		9	29	49	69	89	109	129	149	169	189	K-209	229	249
CHIEN		18	6	10	18	2	10	14	2	10	14	2	6	14
10-OC		10	30	50	70	90	110	130	150	K-170	190	210	230	250
SINGE		11	19	3	11	15	3	11	15	3	7	15	19	7
11-CHUEN		11	31	51	71	91	111	131	151	171	191	211	231	251
HUMAIN		4	12	16	4	12	16	4	8	16	20	8	12	20
12-EB		12	32	52	72	92	112	132	152	172	192	212	232	252
CHEMINANT		17	5	13	17	5	9	17	1	9	13	1	5	13
13-BEN		13	33	K-53	73	93	113	133	153	173	193	213	233	253
MAGICIEN		14	18	6	10	18	2	10	14	2	6	14	18	6
14-IX		K-14	34	57	74	94	114	134	154	174	194	214	234	254
AIGLE		7	11	19	3	11	15	3	7	15	19	7	15	19
15-MEN		15	35	55	75	95	115	135	155	175	195	215	K-235	255
GUERRIER		20	4	12	16	4	8	16	20	8	16	20	8	12
16-CIB		16	36	56	76	96	116	136	156	176	K-196	216	236	256
TERRE		13	17	5	9	17	1	9	17	1	9	13	1	5
17-CABAN		17	37	57	77	97	117	137	K-157	177	197	217	237	257
MIROIR		19	10	—•	≡	••	•	•••	••	••••	•••	≡	••••	≡
18-ETZNAB		18	38	58	78	98	118	138	158	178	198	218	238	258
TEMPETE		19	3	11	19	3	11	15	3	7	15	19	7	11
19-CAUAC		19	39	59	K-79	99	119	139	159	179	199	219	239	259
SOLEIL		12	20	4	12	16	4	8	16	20	8	12	20	4
20-AHAU		20	40	60	80	100	120	140	160	180	200	220	240	260

## ETAPE 1 : CALCUL DU GLYPHE IDENTITE

**Etape 1 :** Notez la constante de conversion de votre année de naissance à l'aide du tableau 1.

**Etape 2 :** Notez la constante de conversion de votre jour+mois de naissance à l'aide du tableau 2.

**Etape 3 :** Additionner les deux valeurs et cherchez le chiffre que vous obtenez dans le tableau 3.


**Exemple pour une personne née le 05/01/2000 :**

Le tableau 1 indique une constante de 98 pour l'année 2000.

Le tableau 2 indique une constante de 59 pour le 5 janvier.

$$98 + 59 = 157$$

En observant le kin 157 sur le tableau 3, vous notez qu'il s'agit du glyphe de la Terre.

**Etape 4 :** Vous identifiez le glyphe identité comme étant la Terre. La petite image  indique la tonalité 1. Le glyphe d'identité est donc « la Terre de tonalité 1 ». Dans le calendrier des 13 lunes, la tonalité 1 se nomme magnétique. Le glyphe identité est donc « terre magnétique ».

**Remarque :** Si le total des tableaux 1 et 2 est supérieur à 260, vous soustrayez 260 au résultat obtenu.

Vous avez aussi une calculatrice sur le site web [13lunas.net](http://13lunas.net).

## ETAPE 2 : CALCUL DU GLYPHE ORIGINE OU GUIDE

**Règle :** Ce glyphe a toujours une valeur situé entre 1 et 20.

Dans notre exemple, la valeur du glyphe identité est 157.

Reportez vous au tableau 4.

Le glyphe origine correspond au numéro au dessus du chiffre 157, soit ici le chiffre 17.

Le glyphe origine est donc la Terre.

**Remarque :** Le glyphe origine est régulièrement le même que le glyphe d'identité.

## ETAPE 3 : CALCUL DU GLYPHE ALLIE

**Règle :** Ce glyphe a toujours une valeur situé entre 1 et 20.

**Règle :** Le total du glyphe origine et du glyphe allié doit être égal à 19.

19 - glyphe identité = Glyphe allié. Dans notre exemple, la valeur du glyphe d'identité est 17. Il est le 17ème glyphe sur les 20.  $19 - 17 = 2$ .

Le glyphe allié est ici le glyphe 2, soit le vent.

Le glyphe antipode est donc soit 167 soit 147. Pour ces deux valeurs, le glyphe obtenu est la main (Manik).

## ETAPE 4 : CALCUL DU GLYPHE ANTIPODE

**Règle :** Ce glyphe a toujours une valeur situé entre 1 et 20.

**Règle :** Le Glyphe antipode est d'une couleur différente du glyphe identité.

**Règle :** Il correspond au glyphe identité + 10 ou - 10. On obtient un glyphe identique dans les deux cas.

Dans notre exemple, la valeur du glyphe identité est 157.

Le glyphe antipode est donc soit 167 soit 147.

Pour ces deux valeurs, le glyphe obtenu est la main (Manik).

## ETAPE 5 : CALCUL DU GLYPHE OCCULTE

**Règle :** Ce glyphe a toujours une valeur situé entre 1 et 20.

**Règle :** Le total du glyphe occulte et du glyphe allié doit être égal à 21.

Dans notre exemple, la valeur du glyphe d'origine est 17.

$17+4=21$ .

Le glyphe allié est ici le glyphe 4, soit la graine.

**Nous avons donc :**

La Terre de tonalité 1 ou magnétique en glyphe d'identité, la Terre en glyphe origine, le vent en glyphe allié, la main en glyphe antipode et la graine en glyphe occulte. Nous pouvons représenter cela comme ci-dessous.

### EXEMPLE DE CROIX MAYA

LE GLYPHE  
GUIDE DE  
NAISSANCE OU  
L'ORIGINE



LA TERRE

LE GLYPHE  
ANTIPODE OU  
DEFI



LA NUIT

LE GLYPHE OU  
KIN DE  
L'IDENTITE



LA TERRE-1

LE GLYPHE  
ANALOGUE OU  
ALLIE



LE VENT

LE GLYPHE  
OCCULTE OU  
DE  
DESTINATION



## ETAPE 6 : CALCUL DU CHEMIN D'EVOLUTION OU CHEMIN ENCHANTE.

Si vous observez le tableau 3 en partant du premier kin, le dragon de tonalité 1, vous verrez que les glyphes sont organisés par séries de 13. Le glyphe 14 démarre ainsi la seconde série de 13. Ces séries de 13 forment les chemins d'évolution.

**Règle :** Le chemin d'évolution ou chemin enchanté se calcule à partir de la tonalité du glyphe d'identité.

**Règle :** Le début du chemin enchanté se trouve en remontant jusqu'à la tonalité 1 de la série mis en lumière par la tonalité du glyphe identité.

Si la tonalité du glyphe identité est 1 (comme c'est le cas dans notre exemple), alors le début du chemin enchanté se trouve là. Dans notre cas du 5 janvier 2000, le début du chemin d'évolution est donc la Terre de tonalité 1.

**Remarque :** Si la valeur du glyphe identité avait été 158,159,160,161,162,163,164,165,166,167,168 ou 169, on serait également remonté jusqu'au glyphe de la terre de tonalité 1.

Vous notez donc, dans cet exemple à partir du glyphe 157, les 13 étapes ou maisons du chemin d'évolution, soit :

- ETAPE 1 :** Terre
- ETAPE 2 :** Miroir
- ETAPE 3 :** Tempête.
- ETAPE 4 :** Soleil
- ETAPE 5 :** Dragon
- ETAPE 6 :** Vent
- ETAPE 7 :** Nuit
- ETAPE 8 :** Graine
- ETAPE 9 :** Serpent
- ETAPE 10 :** Pont
- ETAPE 11 :** Main
- ETAPE 12 :** Etoile
- ETAPE 13 :** Lune

Cela peut être représenté graphiquement comme sur le schéma à la page suivante :

Vous pouvez noter que :

Les maisons 1, 5, 9 et 13, en gris, forment les pierres angulaires du chemin.














Les maisons 2, 6 et 10 forment un temps 1.

Les maisons 3, 7 et 11 forment un temps 2.

Les maisons 4, 8 et 12 forment un temps 3.

Les personnes connaissant l'astrologie occidentale remarqueront que le premier groupe correspond à l'élément feu, le deuxième groupe à l'élément terre, le troisième groupe à l'élément air et le quatrième groupe à l'élément eau. Ils remarqueront également le lien étroit entre les 12 premières maisons et la symbolique astrologique occidentale. Les Mayas appelle aussi ce chemin l'onde enchantée et le considère comme une vague capable de porter l'âme vers son illumination.

**Tableau 5 : Chemin d'évolution ou chemin enchanté**

Les bases de l'action	 <p>Etape 1 : Le projet</p> <p>TERRE</p>					
	 <p>Etape 2 : Le défi</p> <p>MIROIR</p>			 <p>Etape 13 : Transcendance</p> <p>LUNE</p>	 <p>Etape 12 : Partage, lâcher-prise Coopération</p> <p>ETOILE</p>	La transformation
	 <p>Etape 3 : Le service</p> <p>TEMPETE</p>				 <p>Etape 11 : Libération</p> <p>MAIN</p>	
	 <p>Etape 4 : La mise en forme</p> <p>SOLEIL</p>				 <p>Etape 10 : Réalisation Maturation</p> <p>PONT</p>	
	 <p>Etape 5 : L'Expression personnelle de l'idéal</p> <p>DRAGON</p>	 <p>Etape 6 : L'organisa- tion pratique et le rythme</p> <p>VENT</p>	 <p>Etape 7 : Harmonisation (avec autrui)</p> <p>NUIT</p>	 <p>Etape 8 : Trouver et vivre sa vérité profonde</p> <p>GRAINE</p>	 <p>Etape 9 : Réussir à l'extérieur Donner du sens</p> <p>SERPENT</p>	
	<b>La consolidation de l'action</b>					

**Vous êtes à présent prêt à interpréter.**